



TOP-SIDER TIPS

HOW TO ACE THE LACE
fantabulous lacing looks

GRAB YOUR
favorite shoe



CROSS
Your laces
LEFT
RIGHT




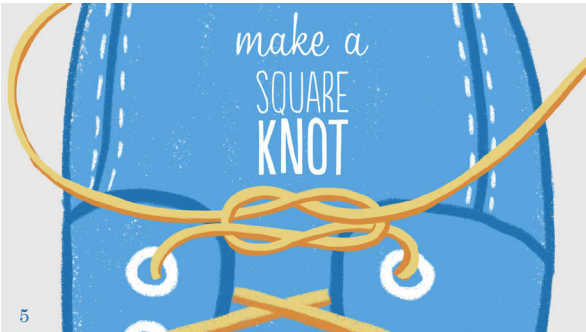
and pull them



tight



make a
SQUARE
KNOT




HOLD THE LACE
TO FORM A
loop



wrap
LACE
AROUND ITSELF

2 OR 3 TIMES

tuck
THE END IN



TO FORM A
TASSEL KNOT!

