




SPERRY
Since 1935

TOP-SIDER TIPS

HOW TO ACE THE LACE
fantabulous lacing looks

GRAB YOUR
favorite shoe

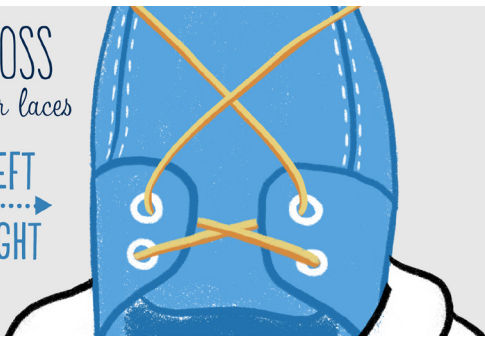
1



CROSS
Your laces


LEFT
----->
RIGHT

2



and pull them

3



tight

4



make a
SQUARE
KNOT

5



HOLD THE LACE
TO FORM A
loop

6



wrap
LACE
AROUND ITSELF

2 OR 3 TIMES

7

tuck
THE END IN



8

TO FORM A
TASSEL KNOT!



9